



MAUI and Sons®

BOARDS
WETSUITS
RASH GUARDS
PFDS / LIFE JACKETS

IT STARTED WITH A COOKIE.

IN 1980, THREE YOUNG SURFERS FROM SOUTHERN CALIFORNIA WERE TRYING TO DECIDE WHAT TO DO WITH THE REST OF THEIR LIVES. THEY DECIDED TO START A COOKIE COMPANY NAMED MAUI'S CHOCOLATE CHIP COOKIES. THEIR LITTLE BUSINESS VENTURE DIDN'T LAST LONG. WHEN THEY BURNT THEIR FIRST BATCH OF COOKIES, THEY TURNED THEIR ATTENTION TO DESIGNING FASHIONS FOR SURFING AND ACTIVE SPORTS. MAUI AND SONS BECAME AN INSTANT HIT!

AND THE COOKIE? IT BECAME AN INSPIRATION FOR THE MAUI AND SONS LOGO. INSIDE, YOU WILL SEE ELEMENTS REPRESENTING THE EARTH, SEA, SKY AND FIRE. IT'S A CELEBRATION OF THE POWER OF NATURE AND A TRIBUTE TO THE AMAZING CREATIVITY IN EVERYTHING FROM MAUI AND SONS.

CONTENTS

BOARDS

<i>PE Bodyboard Construction</i>	<i>p.4</i>
<i>Deluxe Pro Bodyboards</i>	<i>p.6</i>
<i>PE Composite Bodyboards</i>	<i>p.9</i>
<i>EVA Bodyboards Construction</i>	<i>p.10</i>
<i>EVA Composite</i>	<i>p.12</i>
<i>EPS Composite</i>	<i>p.14</i>
<i>Soft Surf Boards</i>	<i>p.19</i>
<i>Skimboards</i>	<i>p.20</i>
<i>Kickboards</i>	<i>p.23</i>

WETSUITS & RASHGUARDS

<i>Wetsuits</i>	<i>p.24</i>
<i>Rashguards</i>	<i>p.27</i>
<i>Size Charts</i>	<i>p.29</i>

PERSONAL FLOTATION DEVICES

<i>Neoprene PFDs</i>	<i>p.30</i>
<i>Other PFDs</i>	<i>p.33</i>
<i>Life Jackets</i>	<i>p.37</i>
<i>Size Charts</i>	<i>p.38</i>

4 BODYBOARDS CONSTRUCTION

PRO BODYBOARDS



PE BODYBOARDS



BODYBOARDS TERMINOLOGY

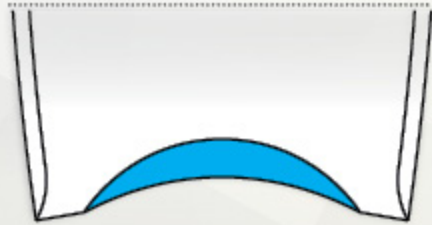
BAT TAIL

The Bat tail increases the surface area through central tail area of the board; the weight of the rider is more evenly distributed, perfect for quick spinning moves around the centre.



CRESCENT TAIL

The Crescent tail works in all wave conditions and features a symmetrical arc cut into the tail end of the board. The top of the tail provides the prone rider with a comfortable recess in which the rider's hips and legs are unrestricted from movement.



1 XPE (POLY-ETHYLENE) TOP DECK

- Compressed foam technology for top-deck layer
- Smooth surface finishing
- Impact absorbing material
- Allows dynamic graphic printing

2 X-BAND CORE

- Traditional steam-molded foam for core
- Provides optimum strength and recoil, suitable for all ocean temperatures
- CNC-shaped for good water positioning

3 HDPE (HIGH DENSITY POLYETHYLENE) SLICK BOTTOM

- High compression foaming technology for bottom-skin
- Abrasion-resistant qualities
- Slick coated surface

4 ALLOWS FULL-BOTTOM SPECIAL GRAPHIC PRINTING TECHNOLOGY

- U.S. Patent No. 7,029,349 B2
- U.S. Patent No. 7,430,795 B2

5 HIGH IMPACT SIDE RAILS

EVA BODYBOARDS

6

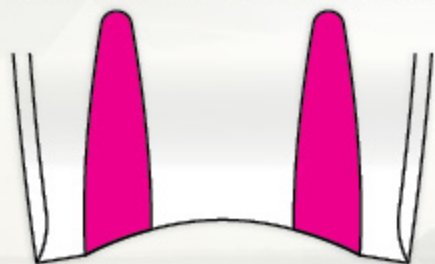
8

7



CHANNELS

A function of the channel is that it directs the flow of water along the edge of the rail for more speed, holding a higher line on the face of the wave and to apply more power to turns.



RECOMMENDED WEIGHT OF RIDER

BOARD
LENGTH

WEIGHT

Pro PE Bodyboard

42.5" Up to 190 LBS. / 86.3 KG.

42 Up to 180 LBS. / 81.8 KG.

41" Up to 170 LBS. / 77.2 KG.

37" Up to 85 LBS. / 38.6 KG.

Hyper / Classic EVA EPS Bodyboard

41" Up to 120 LBS. / 54 KG.

37" Up to 85 LBS. / 38.6 KG.

27" - 33" 65 lbs. / 29.5 KG. and below

60/40 RAILS

The original standard rails ratio set-up with 60% bottom rail and 40% top rail of the Bodyboard, provides more stability and holding power for riders used.



6

XPE (POLY-ETHYLENE) OUTER SHELL

- Compression Molded technology for outer shell
- Shaping qualities for performance design
- Impact absorbing material
- Allows dynamic graphic printing and full color graphic printing technology on top deck
- U.S. Patent No. 7,029,349 B2
- U.S. Patent No. 7,430,795 B2

7

X-BAND FOAM MATERIAL

- Traditional steam-molded foam for core
- Provides optimum strength and recoil, suitable for all ocean temperatures
- CNC-shaped for good water positioning

8

EVA (ETHYLENE-VINYL ACETATE) OUTER SHELL

- Compression Molded technology for outer shell
- Shaping qualities for performance design
- Increased flexibility and durable
- Allows full color graphic printing on top deck

6 BODYBOARDS DELUXE PRO MANIC 42.5

The Manic Deluxe Pro series guarantee the ultimate board riding experience. The Contoured Inlay pad on top deck with performance tail and channels that provide the rider maximum control for maneuverability.

MANIC 41



• Green



• Yellow



• Charcoal



• Royal

FEATURES

#MSH13015

- XPE top deck & X-Band core
- Contoured Inlay Pad
- Crescent tail
- Channels to enhance stability & speed
- 60/40 rail offers more control
- HDPE slick bottom
- Dynamic printed top and bottom graphic
- Poly straight leash included

Size: 42in/106cm

FEATURES

MSH13016

- XPE top deck & X-Band core
- Contoured Inlay Pad
- Crescent tail
- Channels to enhance stability & speed
- 60/40 rail offers more control
- HDPE slick bottom
- Dynamic printed top and bottom graphic
- Poly straight leash included

Size 41in/104cm

FUSION 42.5



FUSION 41



FEATURES

MSH13017

- XPE top deck & X-Band core
- Crescent tail
- Channels to enhance stability & speed
- 60/40 rail offers more control
- HDPE slick bottom
- Dynamic printed top and bottom graphic
- Poly straight leash included

Size: 42.5in / 108cm

FEATURES

MSH13018

- XPE top deck & X-Band core
- Crescent tail
- Channels to enhance stability & speed
- 60/40 rail offers more control
- HDPE slick bottom
- Dynamic printed top and bottom graphic
- Poly straight leash included

Size: 41in / 104cm

8 BODYBOARDS DELUXE PRO SMOOTHY 37



FEATURES

#MSH13019

- XPE top deck
- X-Band core
- Crescent tail
- Channels to enhance stability & speed
- 60/40 rail offers more control
- HDPE slick bottom
- Dynamic printed top and bottom graphic
- Poly straight leash included

Size: 37in / 94cm

FEATURES

MSH13043

- XPE top deck
- X - Band core
- Crescent tail
- Channels to enhance stability & speed
- 60/40 rail offers more control
- Graphic technology deck
- Dynamic printed top deck graphic
- Poly straight leash included

Size: 41in / 106cm

FORMULA 41



FEATURES

MSH13044

- XPE top deck
- X - Band core
- Crescent tail
- Channels to enhance stability & speed
- 60/40 rail offers more control
- Graphic technology deck
- Dynamic printed top deck graphic
- Poly straight leash included

Size: 37in / 94cm

FORMULA 37



FEATURES

MSH13045

- XPE top deck
- X - Band core
- PE composite construction
- Contoured deck
- Bat tail
- Channels to enhance stability & speed
- 60/40 rail offers more control
- Dynamic printed top deck graphic
- Poly straight leash included

Size: 36in / 91cm

PROJECT 36



• Royal / Yellow

• Lime Green

10 **EVA BODYBOARDS** **CONSTRUCTION**

CLASSIC EVA **BODYBOARDS FEATURES**



AVAILABLE SIZES



1 LEASH
PLUG

2 MOLDED
HAND
GRIPS

3 FULL COLOR
TOP DECK
GRAPHIC

HYPER EVA BODYBOARDS FEATURES



AVAILABLE SIZES



4

60/40 SIDE
RAILS

5

CHANNELS

12 BODYBOARDS EVA COMPOSITE

Index

MS16008 33in Classic EVA Boards

MS16009 37in Classic EVA Boards

MS16010 41in Classic EVA Boards

MS16011 33in Hyper EVA Boards

MS16012 37in Hyper EVA Boards



RECOIL

AVAILABLE MODELS

- 33in Classic
- 37in Classic
- 41in Classic
- 33in Hyper
- 37in Hyper



CRUSTACEAN CREW

AVAILABLE MODELS

- 33in Classic
- 37in Classic
- 41in Classic
- 33in Hyper
- 37in Hyper



TIKI

AVAILABLE MODELS

- 33in Classic
- 37in Classic
- 41in Classic
- 33in Hyper
- 37in Hyper



PURE BRAND

AVAILABLE MODELS

- 33in Classic
- 37in Classic
- 41in Classic
- 33in Hyper
- 37in Hyper



AMPER UP

AVAILABLE MODELS

- 33in Classic
- 37in Classic ■ 33in Hyper
- 41in Classic ■ 37in Hyper



CHOMPER

AVAILABLE MODELS

- 33in Classic
- 37in Classic ■ 33in Hyper
- 41in Classic ■ 37in Hyper



HAMMER HEAD

AVAILABLE MODELS

- 33in Classic
- 37in Classic ■ 33in Hyper
- 41in Classic ■ 37in Hyper



REBEL

AVAILABLE MODELS

- 33in Classic
- 37in Classic ■ 33in Hyper
- 41in Classic ■ 37in Hyper



FREESTYLE

AVAILABLE MODELS

- 33in Classic
- 37in Classic ■ 33in Hyper
- 41in Classic ■ 37in Hyper



PIPELINE

AVAILABLE MODELS

- 33in Classic
- 37in Classic ■ 33in Hyper
- 41in Classic ■ 37in Hyper

14 **KICKBOARDS**
17IN EPS
OCTASURF

VOLCANOES
NANO



FEATURES

- EPS core construction
- Full color top deck graphic
- Help user to gain confidence in swimming abilities

MSH15001

Size: 17in / 43cm

BODYBOARDS 26IN EPS DA SURFER

VOLCANOES NANO



• Royal



• Yellow



• Yellow



• Royal

FEATURES

MSH15002

- EPS core construction
- Full color top deck graphic
- Crescent tail for rider comfort
- Leash included

Size: 26in / 66cm

16 **BODYBOARDS**
33IN EPS
TIKI ALOHA

SEA TWISTER

• Red / Green



• Blue



• Royal / Yellow



• Light Green



FEATURES

MSH15003

- EPS core construction
- Full color top deck graphic
- Crescent tail for rider comfort
- Leash included

Size: 33in / 84cm

BODYBOARDS 37IN EPS LINEAR

SEA TWISTER



FEATURES

MSH15004

- EPS core construction
- Full color top deck graphic
- Crescent tail for rider confort
- Leash included

Size: 37in / 94cm

18 **BODYBOARDS**
41IN EPS
MÁQUINA

LINEAR

• Light Tangerine



• Aurgá



• Yellow



• Tangerine



FEATURES

MSH15005

- EPS core construction
- Full color top deck graphic
- Crescent tail for rider comfort
- Leash included

Size: 41in / 104cm

SURFBOARDS SOFT SURF

8FT SOFT SURFBOARD

7FT SOFT SURFBOARD



FEATURES

- XPE top deck
- EPS core
- Square tail
- Stainless fin screws
- Wooden stringers

#MSH13005

Size: 8ft / 244cm

FEATURES

- XPE top deck
- EPS core
- Square tail
- Stainless fin screws
- Wooden stringers

MSH13020

Size: 7ft / 213cm

20 **SURFBOARDS**
SOFT SURF & SKIMBOARD

**39IN EVA
SURFBOARD**

**36IN SOFT DECK
SKIMBOARD**



• Lime Green



• Sky Blue



FEATURES

MSH13021

- Surfboard shape
- Soft EVA top deck and bottom
- EPS foam core
- 2 x performance fins included

Size: 39in / 99cm

FEATURES

MS18030

- EVA contoured top deck
- Wood core
- Super slick bottom

Size: 36in / 91cm

SKIMBOARDS WOODEN

30IN WOODEN SKIMBOARD

• Scramble



• Tomato



• Aloha



• Checkerboard



FEATURES

MS08026

- Wood core
- Dynamic printed top graphic
- Super slick bottom
- Waterproof coating

Size: 30in / 76cm

SKIMBOARD STAND

(Available through enquiry)
Fits both wooden and softdeck
skimboard, 8 skimboards per
pallet. Simple construction,
easy to setup



39IN WOODEN SKIMBOARD

• Geo Circus



• Tibe



• 80's



• Geometric



• Glory



• Summer Fun



FEATURES

- Wood core
- Dynamic printed top graphic
- Super slick bottom
- Waterproof coating

MS08013

Size: 39in / 99cm

SKIMBOARD STAND

(Available through enquiry)
Fits both wooden and softdeck skimboard, 8 skimboards per pallet. Simple construction, easy to setup



KICKBOARDS MOLDED EVA 17½ EVA KICKBOARD

• Yellow



• Red



• Blue



FEATURES

MS08025

- High performance EVA molded kickboard
- Designed as a swim training device
- Waterproof EVA material composition
- Hydrodynamic design moves easily through water

Size: 17.5in / 44.5cm

WETSUITS SPRINGSUIT

3/2 MEN SPRING-SUIT



3/2 WOMEN SPRINGSUIT



FEATURES

MS1125

- 3/2mm Neoprene
- 4 way stretch neoprene under arm & lumbar areas provide maximum comfort & flexibility for serious water sport enthusiasts
- Fine-mesh front & back
- Super long back zip for easy entry & exit
- O-ring seals on neck, arms & legs
- Zip stash pocket with waterproof bag
- 6 needle flatlock stitching
- Anatomically cut for greater fit

Sizes: XS, S, SM, M, ML, L, XL, 2XL, 3XL

FEATURES

MS1126

- 3/2mm Neoprene
- 4 way stretch neoprene under arm & lumbar areas provide maximum comfort & flexibility for serious water sport enthusiasts
- Fine-mesh front & back
- Super long back zip for easy entry & exit
- O-ring seals on neck, arms & legs
- Zip stash pocket with waterproof bag
- 6 needle flatlock stitching
- Anatomically cut for greater fit

Sizes: 5/6, 7/8, 9/10, 11/12

WETSUITS SPRINGSUIT 3/2 YOUTH SPRINGSUIT

2/2 MEN SPRING- SUIT



• Slate / Silver / Black



• Charcoal / Red / Black

FEATURES

MS11124

- 3/2mm Neoprene
- 4 way stretch neoprene under arm & lumbar areas provide maximum comfort & flexibility for serious water sport enthusiasts
- Fine-mesh front & back
- Super long back zip for easy entry & exit
- O-ring seals on neck, arms & legs
- Zip stash pocket with waterproof bag
- 6 needle flatlock stitching
- Anatomically cut for greater fit

Sizes: 8/10, 10/12, 12/14

FEATURES

MS01006

- 2/2mm Neoprene
- Fine-mesh front & back
- Super long back zip for easy entry & exit
- 6 needle flatlock stitching
- Anatomically cut for greater fit

Sizes: XS, S, SM, M, ML, L, XL, 2XL, 3XL

FEATURES

MS01003

- 2/2mm Neoprene
- Fine-mesh front & back
- Super long back zip for easy entry & exit
- 6 needle flatlock stitching
- Anatomically cut for greater fit

Sizes: 5/6, 7/8, 9/10, 11/12

2/2 WOMEN SPRINGSUIT



• Electric Blue / Silver / Black

• Wine / Silver / Black

FEATURES

MS01010

- 2/2mm Neoprene
- Fine-mesh front & back
- Super long back zip for easy entry & exit
- 6 needle flatlock stitching
- Anatomically cut for greater fit

Sizes: 5/6, 7/8, 9/10, 11/12

2/2 YOUTH SPRINGSUIT



• Royal / Black / Charcoal

• Silver / Red / Black

FEATURES

MS18005

- 2mm neoprene with spandex collar, arms & side thighs provide maximum comfort
- Fine-mesh front & back
- Super long back zip for easy entry & exit
- 6 needle flatlock stitching
- Anatomically cut for greater fit

Sizes: 2/4, 4/6, 6/8

CHILD SPRINGSUIT



• Sky Blue / Silver / Charcoal

• Yellow / Silver / Charcoal

RASHGUARDS COLLECTION

ADULT RASHGUARD

WOMEN RASHGUARD



• Royal / White



• White / Pink



• Black / Silver



• Ice Green / White

FEATURES

MS01013

- 6 oz. Spandex throughout
- Anatomical cut for greater fit
- 6 needle flatlock stitching
- SPF 50 UV protection

Sizes: S, M, L, XL, 2XL

FEATURES

MS01014

- 6 oz. Spandex throughout
- Anatomical cut for greater fit
- 6 needle flatlock stitching
- SPF 50 UV protection

Sizes: S, M, L, XL

YOUTH RASHGUARD

• Yellow / Grey



• Sky Blue / White



• White / Electric Blue



CHILD RASHGUARD

• Sky Blue / White



• White / Electric Blue



• Yellow / Grey



FEATURES

MS01011

- 6 oz. Spandex throughout
- Anatomical cut for greater fit
- 6 needle flatlock stitching
- SPF 50 UV protection

Sizes: 8/10, 10/12, 12/14

FEATURES

MS01012

- 6 oz. Spandex throughout
- Anatomical cut for greater fit
- 6 needle flatlock stitching
- SPF 50 UV protection

Sizes: 2/4, 4/6, 6/8

MEN

Size	Height		Weight	
	FEET/INCHES	CM	LBS.	KG.
XS	55"-57"	165-171	115-135	52-61
S	56"-58"	169-173	130-150	59-68
SM	57"-59"	171-175	145-165	66-75
M	58"-511"	173-180	150-165	68-75
ML	5'10"-6'1"	178-185	180-200	82-91
L	5'11"-6'2"	180-189	185-205	84-93
XL	6'0"-6'3"	183-191	195-215	88-98
2XL	6'0"-6'4"	183-193	210-235	95-107
3XL	6'0"-6'4"	183-193	230-250	104-113

WOMEN

Size	Height		Weight	
	FEET/INCHES	CM	LBS.	KG.
5/6	52"-54"	157-162	110-115	50-52
7/8	54"-57"	162-171	120-130	54-58
9/10	56"-59"	169-175	130-140	58-64
11/12	57"-5'10"	171-178	140 +	64 +

CHILD

Size	Years	Weight	
		LBS.	KG.
2/4	2-4 YEARS	35-45	16-20
4/6	3-4 YEARS	40-50	18-22
6/8	4-6 YEARS	50-60	22-27

YOUTH

Size	Height		Weight	
	FEET/ INCHES	CM	LBS.	KG.
8/10	4'6"-4'8"	137-142	60	27
10/12	4'6"-4'8"	142-147	70	32
12/14	4'10"-5'0"	147-152	80	36

30 **PFDs**
NEOPRENE
ADULT
NEOPRENE PFD

ADULT DUAL
SIZE
NEOPRENE PFD



• Red / Black / Silver



• Red / Black / Silver



• Sky Blue / Black / White

• IS Pink / Black / White



• Royal / Black / Silver



• Yellow / Black / Silver

• Royal / Black / Silver

FEATURES

MSB 13004(UL)
 MSB 13035(CE)

- Ultra dry & light UTAK lining for UL model
- Anatomically cut & oversized armholes
- 10YKK heavy duty zipper & drain mesh pocket
- Heavy duty buckles & adjustable nylon straps
- Multilayered PE inner foam for flexibility
- USCG & CE approved

Sizes: XS, S, M, L, XL, 2XL, 3XL, 4XL



FEATURES

MSB 13005

- Ultra dry & light UTAK lining for UL model
- Anatomically cut & oversized armholes
- Side mesh increases ventilation & comfort
- 10YKK heavy duty zipper & drain mesh pocket
- Heavy duty buckles & adjustable nylon straps
- Concealed backside buckle straps.
- Multilayered PE inner foam for flexibility
- USCG approved

Sizes: XS/S, M/L, XL/2XL



YOUTH NEOPRENE PFD

CHILD NEOPRENE PFD

• Royal / Black / Silver



• Yellow / Silver / Royal



• Red / Black / Silver



• Yellow / Black / Silver



• Red / Silver / Charcoal



• Royal / White / Sky Blue



FEATURES

MSB13007(UL)
MSB13036(CE)

- Ultra dry & light UTAK lining for UL model
- Anatomically cut & oversized armholes
- 10YKK heavy duty zipper & drain mesh pocket
- Heavy duty buckles & adjustable nylon straps
- Multilayered PE inner foam for flexibility
- USCG & CE approved
- Waist segmentation panel offer maximum flexibility (for UL model Only)

Sizes: Youth



FEATURES

MSB13009(UL)
MSB13037(CE)


- Ultra dry & light UTAK lining for UL model
- Anatomically cut & oversized armholes
- 10YKK heavy duty zipper & drain mesh pocket
- Heavy duty buckles & adjustable nylon straps
- Multilayered PE inner foam for flexibility
- USCG & CE approved
- Pillow with 3M reflector & whistle for CE model
- Waist segmentation panel offer maximum flexibility (for UL model Only)

Sizes: Child



PFDs NEOPRENE INFANT NEOPRENE PFD

• Yellow / Silver / Royal



• Red / Silver / Charcoal



• Royal / White / Sky Blue



FEATURES

MSB13011(UL)
MSB13038(CE)

- Ultra dry & light UTAK lining for UL model
- Anatomically cut & oversized armholes
- 10YKK heavy duty zipper & drain mesh pocket
- Heavy duty buckles & adjustable nylon straps
- Multilayered PE inner foam for flexibility
- USCG & CE approved
- Pillow with 3M reflector & whistle for CE model
- Segmented Pillow for extra comfort (for UL model only)

Sizes: Infant



NYLON / NEOPRENE PFD

ADULT DUAL SIZE PFD

• Royal / Navy



• Red / White / Charcoal



• Red / Grey



• Royal / White / Navy



• Charcoal / White / Yellow



FEATURES

MSB13030(UL)

- Neoprene & durable nylon exterior
- Anatomically cut & oversized armholes
- Heavy duty buckles & adjustable nylon straps
- 10YKK heavy duty zipper
- Multilayered PE inner foam for flexibility
- USCG approved

Sizes: S, M, L, XL, 2XL



FEATURES

MSB13013(UL)
MSB13039(CE)

- Ultra durable outer shell
- Anatomically cut & oversized armholes
- Heavy duty buckles & adjustable nylon straps
- Multilayered PE inner foam for flexibility
- USCG & CE approved

Sizes: S/M, L/XL, 2XL/3XL



YOUTH PFD**CHILD PFD**

• Yellow / White / Charcoal



• Yellow / White / Orange



• Red / White / Black



• Royal / White / Navy



• Red / White / Sky Blue



• Royal / White / Lime Green

**FEATURES**

MSB13015(UL)
MSB13040(CE)

- Ultra durable outer shell
- Anatomically cut & oversized armholes
- Heavy duty buckles & adjustable nylon straps
- Multilayered PE inner foam for flexibility
- USCG & CE approved

Sizes: Youth

**FEATURES**

MSB13017

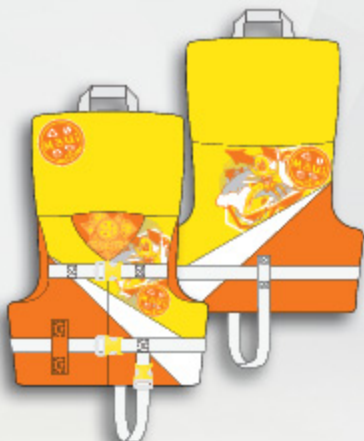
- Ultra durable outer shell
- Anatomically cut & oversized armholes
- Heavy duty buckles & adjustable nylon straps
- Crutch strap for safety
- Multilayered PE inner foam for flexibility
- USCG approved

Sizes: Child



INFANT PFD

• Yellow / White / Orange



• Red / White / Sky Blue



• Royal / White / Lime Green



• Red / Black / Silver



• Royal / White / Navy



• White / Yellow / Charcoal



FEATURES

MSB13019

- Ultra durable outer shell
- Anatomically cut & oversized armholes
- Heavy duty buckles & adjustable nylon straps
- 10YKK heavy duty zipper
- Multilayered PE inner foam for flexibility
- USCG approved

Sizes: Infant



FEATURES

MSB 13022(UL)
 MSB 13041(CE)

- Ultra durable outer shell
- Anatomically cut & oversized armholes
- Heavy duty buckles & adjustable nylon straps
- Multilayered PE inner foam for flexibility
- Segmented PE foam hinge on the back for extra comfort
- USCG & CE approved

Sizes: Adult



YOUTH UNIVERSAL PFD



• Yellow / White / Charcoal

CHILD UNIVERSAL PFD



• Yellow / White / Orange



• Royal / White / Navy



• Red / White / Silver



• Red / White / Sky Blue



• Royal / White / Lime Green

FEATURES

- Ultra durable outer shell
- Anatomically cut
- Heavy duty buckles & adjustable nylon straps
- Multilayered PE inner foam for flexibility
- Segmented PE foam hinge on the back for extra comfort
- USCG & CE approved

MSB13024(UL)
MSB13042(CE)

Sizes: Youth



FEATURES

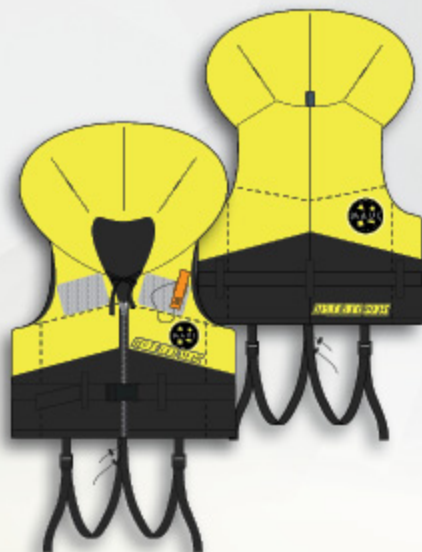
- Ultra durable outer shell
- Anatomically cut
- Heavy duty buckles & adjustable nylon straps
- Multilayered PE inner foam for flexibility
- Crutch strap for safety
- Segmented PE foam hinge on the back for extra comfort
- USCG

MSB13025

Sizes: Child



CE EN395 ADULT



FEATURES

MS02036 (ADULT)

- Features
- CE EN-395 standard approved lifejacket
- 100% polyester outer cover
- Multilayered PE inner foam for flexibility
- Roll-around collar for neck support
- Heavy duty snap-fit buckle for secure fit
- 3M reflective tape
- Double crutch strap for safety
- Neck closing strap
- Durable 5YKK zipper
- Hem tightening drawstring
- Signaling whistle
- Supportive safety harness for safety and ultra comfort (Baby)

Sizes: S, M, L, XL



CE EN395 YOUTH, CHILD, TODDLER



FEATURES

MS02037 (YOUTH,
CHILD, TODDLER)

- Features
- CE EN-395 standard approved lifejacket
- 100% polyester outer cover
- Multilayered PE inner foam for flexibility
- Roll-around collar for neck support
- Heavy duty snap-fit buckle for secure fit
- 3M reflective tape
- Double crutch strap for safety
- Neck closing strap
- Durable 5YKK zipper
- Hem tightening drawstring
- Signaling whistle
- Supportive safety harness for safety and ultra comfort (Baby)

(JUNIOR) - YOUTH, CHILD, TODDLER



CE EN395 BABY



FEATURES

MS02038 (BABY)

- Features
- CE EN-395 standard approved lifejacket
- 100% polyester outer cover
- Multilayered PE inner foam for flexibility
- Roll-around collar for neck support
- Heavy duty snap-fit buckle for secure fit
- 3M reflective tape
- Double crutch strap for safety
- Neck closing strap
- Durable 5YKK zipper
- Hem tightening drawstring
- Signaling whistle
- Supportive safety harness for safety and ultra comfort (Baby)

Sizes: BABY



PFDs & LIFE JACKETS SIZE CHARTS

MEN NEOPRENE PFD

Size	Chest Size	
	UL	CE
	INCHES	CM
XS	30"-33"	76-84
S	33"-37"	84-94
M	37"-41"	94-104
L	41"-45"	104-114
XL	45"-49"	114-124
2XL	49"-53"	124-135
3XL	53"-57"	-
4XL	57"-61"	-

WOMEN NEOPRENE PFD

Size	Chest Size	
	UL	CE
	INCHES	CM
XS	28"-30"	71-76
S	30"-33"	76-84
M	33"-36"	84-91
L	36"-39"	91-99
XL	39"-42"	99-107
2XL	42"-45"	107-114

ADULT DUAL SIZE NEOPRENE PFD



Size	Chest Size	
	INCHES	CM
XS/S	30"-36"	76-91
M/M/L	36"-44"	91-111
XL/2XL	44"-56"	111-142


EN395 CE

Size	Chest Size	
ADULT	KG.	CM
S	-	81-91
M	-	91-112
L	-	112-127
XL	-	127-137
YOUTH	30-40	-
CHILD	20-30	-
TODDLER	15-20	-
BABY	10-15	-


MEN PFD CE

Size	Chest Size	
		CE
	INCHES	CM
XS	30"-33"	76-84
S	33"-37"	84-94
M	37"-41"	94-104
L	41"-45"	104-114
XL	45"-49"	114-124
2XL	49"-53"	124-135
3XL	53"-57"	135-145
4XL	57"-61"	145-155

WOMEN NYLON PFD CE

Size	Chest Size	
		CE
	INCHES	CM
XS	28"-32"	71-81
S	32"-36"	81-91
M	36"-40"	91-101
L	40"-44"	101-111


ADULT DUAL SIZE PFD CE

Size	Chest Size	
		CE
	INCHES	CM
S/M	32"-40"	81-101
L/XL	40"-52"	101-132
2XL/3XL	50"-60"	127-152

JUNIOR NEOPRENE PFD CE

Size	Chest Size	
		CE
	LBS.	KG.
YOUTH	50-90	30-40
CHILD	30-50	20-30
INFANT	Below 30	Up to 20

UNIVERSAL PFD CE

Size	Chest Size	
		CE
	LBS.	KG.
YOUTH	50-90	30-40
CHILD	30-50	20-30
INFANT	Below 30	Up to 20



MAUI and Sons

Maui and Sons® and the Maui and Sons logo are trademarks of Maui and Sons or its affiliates, used under license by Stallion Sport Ltd. ©2013 All Rights reserved.

All products and corresponding specifications appear in this catalog are correct at the time of printing.
www.mauiandsons.com



NORTH AMERICAN DISTRIBUTOR
Sport Dimension Inc.
966 Sandhill Ave., Carson, CA 90746
+1-800-678-7873

STALLION SPORT

INTERNATIONAL DISTRIBUTOR
Stallion Sport Ltd.
Block F, 6/F, Wah Hing Industrial Mansions
36 Tai Yau Street, San Po Kong
Kowloon, Hong Kong
Tel: +852 3516 2388 Fax: +852 3516 2399
US Toll Free: 1-877-2660996
service@stallionsport.com

Graphic And Molded Technology Covered By
U.S. Patent No. 7,029,349 B2
U.S. Patent No. 7,430,795 B2